

ISUZU D-MAX

# ARCTIC TRUCKS AT35



[isuzu.co.uk](http://isuzu.co.uk)

**ISUZU**  
**THE PICK-UP**  
**PROFESSIONALS**





## ISUZU AND ARCTIC TRUCKS **THE PERFECT PARTNERS**

Arctic Trucks have over 25 years of unparalleled expertise in re-engineering vehicles to cope with the harshest conditions in some of the most remote places on earth.

With a long heritage in bespoke commissions from defence to exploration, Arctic Trucks are as capable as they are unique with the Isuzu D-Max Arctic Trucks AT35 being no exception.

The collaboration between Isuzu and Arctic Trucks was born from aligned expertise and experience as specialists in building vehicles to cope with the extreme.




# THE NEW ISUZU D-MAX ARCTIC TRUCKS AT35

If what you do takes you off-road – seriously off-road – the Isuzu D-Max Arctic Trucks AT35 is built to take you there.

A combination of our engineering, reliability, handling and agility associated with Arctic Trucks, the Isuzu D-Max Arctic Trucks AT35 is perfectly fit for purpose.

Fox performance series suspension, 35" Nokian Rotiiva tyres with outstanding approach and departure angles – help make sure the Isuzu D-Max Arctic Trucks AT35 has impressive off road presence whilst looking the part.





EXPLORE **WITHOUT LIMITS**







# EVERY JOURNEY IS AN ADVENTURE

Extreme capability in extreme comfort.

Inside, the Isuzu D-Max Arctic Trucks AT35 offers a range of creature comforts such as a 7" touchscreen with satnav, Bluetooth® connectivity, DAB radio, leather upholstery\* and heated front seats. The high levels of comfort in this powerful vehicle means that you never have to compromise in all extreme conditions.


\*Leather and other materials








# BUILT FOR THE TOUGHEST TERRAINS

The Isuzu D-Max Arctic Trucks AT35 comes with the following specification:


-  **EXTERIOR**
- LED Daytime Running Lights
  - Extended Profile Side Steps
  - Arctic Trucks Chrome Badge & Decal Set
  - Arctic Trucks Branded Mud Flaps
  - Flared Wheel Arch Extensions
  - Rear Load Liner
  - Roof Bars

-  **WHEELS**
- 17" x 10" AT Black Alloy Wheels
  - R17 315/70 35" Nokian Rotiiva AT Tyres




-  **INTERIOR**
- Leather Upholstery\*
  - Heated Front Seats
  - Arctic Trucks Branded Carpet Mats
  - Arctic Trucks Branded Aluminium Door Sill Covers
  - Leather Steering Wheel
  - Height Adjustable Drivers Seat (Electric)

-  **COMFORT & CONVENIENCE**
- Automatic Air Conditioning
  - Keyless Entry and Push Button Start System
  - Steering Wheel Mounted Audio & Cruise Controls
  - 12-Volt Power Outlets
  - Multi-Information Display

-  **SAFETY & SECURITY**
- ISOFIX Child Seat Anchors
  - Reversing Camera
  - Fox Performance Series Suspension
  - Hill Start Assist & Hill Descent Control
  - Alarm
  - Rear Parking Sensors

-  **ENTERTAINMENT**
- DAB Radio
  - Apple CarPlay™ & Android Auto™
  - 7" Multifunction Colour Touchscreen
  - Satellite Navigation
  - Eight Speakers (2 x Front Door, 2 x Rear Door, 2 x Tweeters & 2 x Roof Mounted)
  - Front & Rear USB Port
  - Bluetooth® Connectivity

Available in:

-  Splash White
-  Obsidian Grey Mica
-  Cosmic Black Mica
-  Venetian Red Mica

Special order:

-  Titanium Silver Met
-  Tundra Green Mica
-  Nautilus Blue Mica

\*Leather and other materials



# CREATE **YOUR OWN**

Vast selection of accessories specifically designed for your Isuzu D-Max Arctic Trucks AT35 are available.

Visit [isuzu.co.uk/accessories](https://www.isuzu.co.uk/accessories) to see the full range.



MOUNTAIN TOP ROLL COVER



LEATHER UPGRADE



BONNET PROTECTOR



REAR SPORTS BARS



UNDERGUARD KIT



LAZER LIGHTS



CARPET MATS



TOW BAR



VEHICLE SPECIFICATIONS

	4x4 DOUBLE CAB
EXTERIOR	
Projector Headlights	■
LED Daytime Running Lights	■
LED Rear Lights	■
Front Fog Lights	■
Rear Fog Lights	■
Bright Chrome Radiator Grille	■
Body Coloured Front Bumper	■
Black Rear Bumper with Chrome Trim	■
Rear Under-run Protection	■
Extended Profile Side Steps	■
Folding, Heated, Chrome Door Mirrors with Side Indicator Repeaters	■
Chrome Door Handles	■
Heated Rear Screen	■
Integrated Fuel Filler Cap	■
Shark Fin Antenna	■
Rear Load Liner	■
Roof Bars	■
Tailgate Damper	■
Tinted Windows	■
Flared Wheel Arch Extensions	■
Arctic Trucks Chrome Badge & Decal Set	■
Arctic Trucks Branded Mud Flaps	■
WHEELS	
17" x 10" AT Black Alloy Wheels	■
35" Tyres - 315/70 R17 Nokian Rotiiva AT Tyres	■
INTERIOR	
Leather Upholstery*1	■
Height Adjustable Driver's Seat (Electric)	■
Heated Front Seats	■
Front Seatback Map Pockets	■
Flat Folding Rear Seats	■
60/40 Folding Seat Base	■
Under Seat Base Storage	■
Height Adjustable Front Headrests	■
Height Adjustable Rear Headrests	■
Leather Steering Wheel	■
Front Centre Armrest	■
Front Cup Holders (Centre Console & Dash - Driver & Passenger Sides)	■
Front Door Pockets with Bottle Holder	■
Rear Cup Holder (in Centre Console)	■
Rear Centre Armrest	■
Rear Door Pockets with Bottle Holder	■
Carpet Floor Trim	■
Arctic Trucks Branded Carpet Mats	■
Driver's Foot Rest	■
Arctic Trucks Branded Aluminium Door Sill Covers	■

	4x4 DOUBLE CAB
COMFORT & CONVENIENCE	
Power Windows (Front & Rear)*2	■
Remote Control Central Locking	■
Keyless Entry and Push Button Start System	■
Map Lights	■
Driver & Passenger Sun Visors with Passenger Vanity Mirror	■
Sun Glass Holder / Overhead Console	■
Height Adjustable Steering Wheel	■
Steering Wheel Mounted Audio & Cruise Controls	■
Two 12-Volt Power Outlets (Top Glove Box & Instrument Panel)*3	■
Low Fuel Warning Light	■
Gear Shift Indicator (Manual Only)	■
Multi-Information Display	■
CLIMATE CONTROL	
Automatic Air Conditioning	■
Rear Heating Ducts	■
SAFETY & SECURITY	
ESC (Electronic Stability Control)	■
ABS (Anti-Lock Braking System)	■
EBD (Electronic Brakeforce Distribution)	■
Brake Assist System	■
Hill Start Assist	■
Hill Descent Control	■
Security Etched Glass	■
Insurance Approved Immobiliser	■
Alarm	■
Front, Side & Curtain SRS Airbags*4	■
Height Adjustable Front Seatbelts with Pretensioner & Load Limiter	■
3 x Three-Point Rear Seatbelts (Side & Centre)	■
ISOFIX Child Seat Anchors with Top Tether Anchors (2 x Rear Side)	■
Rear Door Child Locks	■
Seatbelt Reminder Indicator (Driver & Passenger)	■
Door Open Warning Light	■
Rear Parking Sensors	■
Reversing Camera	■
Torque Wrench	■
Fox Performance Series Suspension	■
ENTERTAINMENT	
Bluetooth® Connectivity	■
DAB Radio	■
Apple CarPlay™ & Android Auto™ (functionality available with compatible smartphones)	■
7" Multifunction Colour Touchscreen	■
Satellite Navigation	■
Eight Speakers (2 x Front Door, 2 x Rear Door, 2 x Tweeters & 2 x Roof Mounted)	■
Front USB Port	■
Rear USB Port	■

TECHNICAL SPECIFICATIONS

TECHNICAL SPECIFICATIONS		4x4 DOUBLE CAB	4x4 DOUBLE CAB (AUTO)
ENGINE			
Idle Speed	750+/- 25		
Fuel tank capacity litres	76		
Number of valves	16		
Valve gear	DOHC		
Alternator amps	90A		
Battery volts	12 volt		
Clutch type	Dry Single Plate		
GEAR RATIOS			
1	4.942	3.600	
2	2.430	2.090	
3	1.428	1.488	
4	1.000	1.000	
5	0.749	0.687	
6	0.634	0.580	
Reverse	4.597	3.732	
Final Drive	4.300	4.300	
PERFORMANCE			
Net Power PS @ rpm	164 @ 3600		
Torque Nm @ rpm	360 @ 2000 - 2500		
Maximum Speed (mph)	112		
FUEL CONSUMPTION MPG (1/100km)			
Urban	37.2 (7.6)	30.4 (9.3)	
Extra Urban	42.8 (6.6)	40.9 (6.9)	
Combined	40.4 (7.0)	36.2 (7.8)	
CO <sub>2</sub> emissions g/km	183	205	
Emissions Class	Euro 6	Euro 6	
VEHICLE DIMENSIONS			
Length mm	5295		
Width mm (including door mirrors)	2170		
Height mm	1980		
Front Overhang mm	905		
Rear Overhang mm	1295		
Wheelbase mm	3095		
Track (front & rear) mm	1680		
Ground Clearance mm (Rear Axle)	290		
Approach Angle (deg.)	44		
Departure Angle (deg.)	24		
Ramp Angle (deg.)	32		
Tilt Angle (deg.)	49		
Official wading depth	700		

	4x4 DOUBLE CAB	4x4 DOUBLE CAB (AUTO)
LOAD BED DIMENSIONS		
Length mm	1485	
Width mm	1530	
Depth mm	465	
Load space width between arches mm	1100	
Load deck height	920	
WEIGHTS		
Kerb Weight kg	2,056	2,061
Gross Vehicle Weight kg	3,160	3,160
Payload kg	1,104	1,099
Max Front Axle kg	1,350	1,350
Max Rear Axle kg	1,870	1,870
Trailer Weight Braked kg	3,500	3,500
Trailer Weight Unbraked kg	750	750
Nose Weight kg	245	245
Gross Train Weight kg	6000	6000
WHEELS, TYRES & TURNING		
Tyres	315/70 R17	
Wheels	17 x 10	
Turning circle (between kerbs) (mm)	12750	
Turning circle (between walls) (mm)	12950	
Insurance Groups		
		42D
Service Intervals	24 months / 12,000 miles	

\*1 Leather and other materials. \*2 Driver side has auto up/down function, with pinch protection and timer. \*3 The second 12-volt socket (cigarette lighter at base of instrument panel) will be available from 2018 production.

\*4 SRS: Supplemental Restraint System. Must be used in conjunction with seatbelts.





[isuzu.co.uk](https://www.isuzu.co.uk)

Isuzu (UK) LTD reserve the right to change specifications and equipment without notice. Features and specification may vary in appearance and/or availability.  
For full details please contact your local Isuzu dealer or visit [isuzu.co.uk](https://www.isuzu.co.uk)

Part No. IBARC

**ISUZU**  
**THE PICK-UP**  
**PROFESSIONALS**